



P.1 (2<sup>nd</sup> term)

# Unit 6 Grammar

Present continuous tense

(CVC + ing)

# What are you doing now?

We use the present continuous tense to talk about actions we are doing **now**.



: What **are** you doing **now**?



: I **am** **reading** **now**.



I + am + ...ing



: What **are** you doing **now**?



&



: We **are** **playing** **now**.



We + are + ...ing



We add **ing** to **verbs**.

# Present continuous tense

Sometimes, we may not only add 'ing' to the verbs.



I **am eating** now.

We **are running** now.

When do we do this? ~



Sometimes we need to double the last letter before we add **ing**.


# The vowel family

Let's watch the video and learn about 'vowels'.

<https://www.youtube.com/watch?v=arQxkdRYyE4>



# Mini quiz



Now, *circle* the **vowels** below!  
Check your answers at the end.

y u p l m i  
a n e o u j

# Vowels(V) & Consonants(C)

We call the rest of the letters 'consonants'. These are the **consonants**:

a b c d e f g h i  
j k l m n o p q r  
s t u v w x y z

When the letter before the last letter is a short vowel, we double the last letter and add *ing*.



Vowels: a, e, i, o, u

skip + ing → skipping

run + ing → running

When the letter before the last letter is a short vowel, we double the last letter and add *ing*.

More examples:



Vowels: a, e, i, o, u

C	V	C	+ing	
r	u	n	ning	run → running
s	i	t	ting	sit → sitting
sw (CC)	i (V)	m (C)	ming	swim → swimming



# Mini quiz



Now, circle the CVC/ CCVC words below!  
Check your answers at the end.

e.g. <b>run</b>	<b>dance</b>	<b>hop</b>
<b>sit</b>	<b>stop</b>	<b>sleep</b>
<b>see</b>	<b>read</b>	<b>sing</b>
<b>beg</b>	<b>laugh</b>	<b>hike</b>

# Important notes



Vowels: a, e, i, o, u

1. We don't double the ending consonant after **long vowels**.

**read** → reading ✓

~~readding~~

**eat** → eating ✓

~~eatting~~

**look** → looking ✓

~~lookking~~

**sleep** → sleeping ✓

~~sleppping~~

# Important notes



Vowels: a, e, i, o, u

2. We don't double the ending letter when the word ends in **long vowels**.

play → playing ✓

✗ playying

stay → staying ✓

✗ stayying


see → seeing ✓

✗ seeeing

draw → drawing ✓

✗ drawwing

# Mini quiz



hop



dig

Add 'ing' to the words.  
Check your answers at the end.

e.g. <u>run</u>	→ I am <u>running</u> now.
swim	→ I am _____ now.
hop	→ I am _____ now.
dig	→ I am _____ now.
read	→ I am _____ now.
play	→ I am _____ now.

# Quiz

1. Fill in the blanks.

(swim)



A : What are you doing now?

B : We are \_\_\_\_\_ now.

# Quiz

2. Fill in the blanks.

(run)



A: What are they doing now?

B: They are \_\_\_\_\_ now.

# Quiz

3. Fill in the blanks.

(sleep)



A : What is he doing now?

B : He is \_\_\_\_\_ now.

# Quiz

4. Fill in the blanks.



(skip)

A: What are you doing now?

B: I am \_\_\_\_\_ now.



# Quiz


5. Fill in the blanks.



(eat)

A: What are you doing now?

B: I am \_\_\_\_\_ now.



**Let's check your answers!**

# Mini quiz



Now, circle the **vowels** below!  
Check your answers at the end.

y u p l m i  
a n e o u j

# Mini quiz



Now, circle the CVC/ CCVC words below!  
Check your answers at the end.

e.g. <b>run</b>	<b>dance</b>	<b>hop</b>
<b>sit</b>	<b>stop</b>	<b>sleep</b>
<b>see</b>	<b>read</b>	<b>sing</b>
<b>beg</b>	<b>laugh</b>	<b>hike</b>

# Mini quiz



Add 'ing' to the words.

Check your answers at the end.

e.g. <u>run</u>	→ I am <u>running</u> now.
swim	→ I am <u>swimming</u> now.
hop	→ I am <u>hopping</u> now.
dig	→ I am <u>digging</u> now.
read	→ I am <u>reading</u> now.
play	→ I am <u>playing</u> now.

# Quiz

1. Fill in the blanks.

(swim)



A : What are you doing now?

B : We are swimming now.

# Quiz

2. Fill in the blanks.



(run)

A: What are they doing now?

B: They are running now.

# Quiz

3. Fill in the blanks.

(sleep)



A : What is he doing now?

B : He is sleeping now.



# Quiz

4. Fill in the blanks.



(skip)

A: What are you doing now?

B: I am skipping now.

# Quiz

5. Fill in the blanks.



(eat)

A: What are you doing now?

B: I am eating now.



The end